

## A PARALLEL ALGORITHM FOR THE NONSYMMETRIC EIGENVALUE PROBLEM\*

JACK J. DONGARRA† AND MAJED SIDANI‡

**Abstract.** This paper describes a parallel algorithm for computing the eigenvalues and eigenvectors of a nonsymmetric matrix. The algorithm is based on a divide-and-conquer procedure and uses an iterative refinement technique.

**Key words.** eigenvalue problem, divide and conquer, parallel computing

**AMS(MOS) subject classification.** 65F15

**1. Introduction.** The algebraic eigenvalue problem is one of the fundamental problems in computational mathematics. It arises in many applications and therefore represents an important area of algorithmic research. The problem has received considerable attention, which has resulted in reliable methods [17]-[19]. However, it is reasonable to expect that calculations might be accelerated through the use of parallel algorithms. A fully parallel algorithm for the symmetric eigenvalue problem was recently proposed in [7]. This algorithm is based on a divide-and-conquer procedure outlined in [4]. The latter was based on work in [11] and [2]. The fundamental principle behind this algorithm is that the partitioning by rank-one tearing interlaces the eigenvalues of the modified problem with the eigenvalues of the original problem (the matrix is first reduced to tridiagonal form). This approach in turn enables rapid and accurate determination, in parallel, of the eigenvalues and the associated eigenvectors.

In this paper we propose a parallel algorithm for the solution of the nonsymmetric eigenvalue problem. The approach uses some of the features of the divide-and-conquer algorithm for the symmetric case mentioned earlier. In particular, the original problem is divided into two smaller and independent subproblems by a rank-one modification of the matrix. (We assume that the matrix has already been reduced to Hessenberg form, and that the rank-one modification removes a subdiagonal element.) Once the eigensystems of the smaller subproblems are known, it is possible to compute those of the original matrix. In the nonsymmetric case, the eigenvalues of the modified matrix do not interlace with those of the original matrix. Indeed, the eigenvalues can scatter anywhere in the complex plane.

In our algorithm for the nonsymmetric case, the eigensystem of the subproblem is used only to construct initial guesses for an iterative process which yields the desired eigensystem of the original problem. Under suitable conditions, iterative refinement or continuation can be used to find the eigenpairs of the original problem. We report here on our application of an iterative refinement approach based on Newton's method; we shall not pursue the continuation method in this paper. Work on the continuation approach has been reported by [14] and [15]. For other divide-and-conquer approaches, see [1] and [12].

\* Received by the editors October 28, 1991; accepted for publication (in revised form) May 16, 1992. This work was supported in part by the National Science Foundation Science and Technology Center Cooperative Agreement CCR-8809615 and by the Applied Mathematical Sciences subprogram of the Office of Energy Research, U.S. Department of Energy, under contract DE-AC05-84OR21400.

† Computer Science Department, University of Tennessee, Knoxville, Tennessee 37996-1301 (dongarra@cs.utk.edu).

‡ Mathematical Sciences Section, Oak Ridge National Laboratory, Oak Ridge, Tennessee 37831 (sidani@cs.utk.edu).

In § 2 we describe an algorithm that uses an iterative refinement procedure based on Newton's method. Section 3 covers the deflation step required to overcome multiple convergence to a particular eigenvalue. In § 5 the convergence behavior of the new algorithm is discussed. In § 4 we discuss the case when the matrix or its rank-one modification has a defective system of eigenvectors. Section 7 estimates the amount of work the parallel algorithm requires and compares this to the standard techniques. Section 6 describes the parallel algorithm and the different parallel implementations of the new algorithm, and gives numerical results. Section 9 describes how our ideas extend to the generalized eigenvalue problem.

**2. The algorithm.** Given a matrix  $H$ , an eigenpair  $(x_0, \lambda_0)$  of  $H$  can be thought of as a solution to the polynomial system

$$(S) \begin{cases} Hx - \lambda x = 0, \\ L(x) = 1, \end{cases}$$

where  $L(x)$  is a scalar equation. Here, we set  $L(x) = e_s^T x$ , where  $e_s$  is the  $s$ th unit vector (in practice, we choose  $s$  so as to normalize a known approximation to an eigenvector of  $H$ ). Let

$$F_s(x, \lambda) = \begin{pmatrix} Hx - \lambda x \\ e_s^T x - 1 \end{pmatrix}.$$

Then, finding an eigenpair of  $H$  reduces to finding a zero of  $F_s$ . In what follows, unless otherwise mentioned,  $H$  is assumed to be a real, unreduced (no zeros on the sub-diagonal), upper-Hessenberg matrix of order  $n$ . This does not restrict the type of problems we want to solve, since if  $H$  has a zero on the subdiagonal then finding its eigenvalues reduces to finding those of the blocks on the diagonal. We note also by our assumption that  $H$  is unreduced, an eigenvalue of  $H$  can only have geometric multiplicity one: this is quite easy to see since the first  $n-1$  columns of  $H - \lambda I$  are linearly independent. We assume for now that  $H$  has a simple spectrum. We can write  $H$  as

$$H = \left( \begin{array}{c|c} H_{11} & H_{12} \\ \hline \alpha e_1^{(k)} e_k^{(k)T} & H_{22} \end{array} \right),$$

where  $H_{11}$  and  $H_{22}$  are upper-Hessenberg of dimensions  $k \times k$  and  $n-k \times n-k$ , respectively;  $\alpha = h_{k+1,k}$ , and  $e_i^{(k)}$  is the  $i$ th unit vector of length  $k$ .

Let  $H_0 = H - \alpha e_{k+1}^{(n)} e_k^{(n)T}$ . Then

$$H_0 = \left( \begin{array}{c|c} H_{11} & H_{12} \\ \hline 0 & H_{22} \end{array} \right) \quad \text{and} \quad \sigma(H_0) = \sigma(H_{11}) \cup \sigma(H_{22})$$

(where  $\sigma(M)$  is the spectrum of  $M$ ). The algorithm can then be described as follows. We first find the  $k$  eigenpairs of  $H_{11}$  and the  $n-k$  eigenpairs of  $H_{22}$  by some method. These eigenpairs are then used to construct initial approximations to the eigenpairs of  $H$ . If  $\lambda$  is an eigenvalue of  $H_{11}$  and  $x$  is the corresponding eigenvector, then  $\lambda$  is viewed as an approximate eigenvalue of  $H$  with the corresponding approximate eigenvector taken to be  $\begin{pmatrix} x \\ 0 \end{pmatrix}$ , where  $n-k$  zeros are appended to  $x$ . Note that  $\begin{pmatrix} x \\ 0 \end{pmatrix}$  is an exact eigenvector of  $H_0$  corresponding to  $\lambda$ . On the other hand, if  $\lambda$  is an eigenvalue of  $H_{22}$  and  $x$  is the corresponding eigenvector, then  $\begin{pmatrix} 0 \\ x \end{pmatrix}$ , where  $k$  zeros are prefixed to  $x$ , is taken as an approximate eigenvector of  $H$  corresponding to the approximate

eigenvalue  $\lambda$ . If  $\lambda$  is not an eigenvalue of  $H_{11}$ , then the last  $n-k$  components of an exact eigenvector of  $H_0$  corresponding to  $\lambda$ ,

$$\begin{pmatrix} (H_{11} - \lambda)^{-1} H_{12} x \\ x \end{pmatrix},$$

are the components of  $x$ . However, if  $\lambda$  is an eigenvalue of  $H_{11}$ , and if its geometric multiplicity is one as an eigenvalue of  $H_0$ , then no eigenvector of  $H_0$  will have the components of  $x$  as its trailing components. We have chosen to take  $\begin{pmatrix} 0 \\ x \end{pmatrix}$  as initial eigenvector instead of

$$\begin{pmatrix} (H_{11} - \lambda)^{-1} H_{12} x \\ x \end{pmatrix}$$

in order to avoid the additional computation involved in solving a linear system. The choice proved adequate in practice, in that there was no significant difference in the convergence behavior of the algorithm.

Newton's method comes into this problem in a rather "natural" way. Indeed, suppose that  $(x, \lambda)$  is an approximate eigenpair of  $H$ ,  $Hx \approx \lambda x$ . Let us find a way to compute a correction  $(y, \mu)$  to this approximate eigenpair. Clearly,  $(y, \mu)$  should satisfy

$$H(x+y) = (\lambda + \mu)(x+y).$$

Rearranging the latter equation yields

$$(1) \quad (H - \lambda)y - \mu x = \lambda x - Hx + \mu y.$$

Now we ignore the second-order term  $\mu y$ , and we impose a normalization condition on  $x$ , say  $x_s = 1$ , where  $x_s$  is the  $s$ th component of  $x$ . If we also assume that the desired eigenvector should satisfy the same condition, then  $(y, \mu)$  is the solution of

$$(2) \quad \begin{pmatrix} H - \lambda I & -x \\ e_s^T & 0 \end{pmatrix} \begin{pmatrix} y \\ \mu \end{pmatrix} = \begin{pmatrix} r \\ 0 \end{pmatrix},$$

with  $r = \lambda x - Hx$ . But, this is the same equation that we obtain when a Newton iteration is applied to the function  $F_x$  to find a correction to  $(x, \lambda)$ . We note here a result from [5], where the author studied an iterative refinement technique to compute the correction  $(y, \mu)$  to  $(x, \lambda)$  from (1) (i.e., without ignoring the second-order term) and proved that in exact arithmetic, that method and Newton's method produce the same final iteration.

So far we have not attempted to answer the question of which subdiagonal entry will introduce the zero. We will use first-order perturbation theory in order to shed some light on this issue. Let  $E = -\alpha e_{k+1} e_k^T$ , where as above,  $\alpha = h_{k+1,k}$  (note that  $H + E = H_0$ , introduced above). Then given a simple eigenpair  $(x, \lambda)$  of  $H$ , classical results from function theory [13, V.2, pp. 119-134] allow us to state that in a small neighborhood of zero, there exist differentiable  $(x(\varepsilon), \lambda(\varepsilon))$  that satisfy

$$(H + \varepsilon E)x(\varepsilon) = \lambda(\varepsilon)x(\varepsilon),$$

for all  $\varepsilon$  in that neighborhood. Clearly,  $x(0) = x$  and  $\lambda(0) = \lambda$ . Let  $y''$  be the left eigenvector of  $H$  corresponding to  $\lambda$ . Then differentiating both sides with respect to  $\varepsilon$  we have

$$HD_x x(\varepsilon) + Ex(\varepsilon) + \varepsilon ED_x x(\varepsilon) = D_x \lambda(\varepsilon)x(\varepsilon) + \lambda(\varepsilon)D_x x(\varepsilon),$$

where  $D_\epsilon$  denotes the differentiation operator. Multiplying by  $y^H$  and setting  $\epsilon = 0$  we get

$$y^H E x = D_\epsilon \lambda(0) y^H x,$$

and therefore

$$(3) \quad |D_\epsilon \lambda(0)| = \frac{|y^H E x|}{|y^H x|} = \frac{|\alpha| |y_{k+1}| |x_k|}{|y^H x|}.$$

The quantities that vary with  $k$  in this expression are in the numerator. However,  $|\alpha|$ ,  $|y_{k+1}|$ , and  $|x_k|$  are not really independent of one another; indeed, if  $\alpha = 0$ , then at least one of  $y_{k+1}$  or  $x_k$  is zero. Hence for  $\alpha$  small, we can expect one of  $y_{k+1}$  and  $x_k$  to be correspondingly small, since the components of the eigenvectors vary continuously. Therefore, we have found it sufficient in practice to look for the smallest subdiagonal entry in a prespecified range, and accept it as the subdiagonal entry (in that range) with respect to which the eigenvalues of the matrix are least sensitive, and set it equal to zero.

An outline of the algorithm follows.

ALGORITHM 2.1. Given an unreduced upper-Hessenberg matrix  $H$ , the following algorithm computes the eigensystems of two submatrices of  $H$  and uses them as initial guesses for starting Newton iterations for determining the eigensystem of  $H$ .

Determine subdiagonal element  $\alpha$  where

$$H = \left( \begin{array}{c|c} H_{11} & H_{12} \\ \hline 0^\alpha & H_{22} \end{array} \right)$$

should be split; Determine initial guesses from eigensystems of the two diagonal blocks  $H_{11}$  and  $H_{22}$ ; For each initial guess  $(\lambda_i, x_i)$  iterate until convergence:

$$\begin{pmatrix} H - \lambda_i I & -x_i \\ e_i^T & 0 \end{pmatrix} \begin{pmatrix} y \\ \mu \end{pmatrix} = \begin{pmatrix} r_i \\ 0 \end{pmatrix}; \quad \lambda_i \leftarrow \lambda_i + \mu; \quad x_i \leftarrow x_i + y;$$

end;

Check for duplicates and deflate if necessary;

More will be said about the last step, deflation, in § 3. In practice, the original matrix will be dense and we will need to reduce it to upper-Hessenberg form as a first step. This can be done in a stable fashion through a sequence of orthogonal similarity transformations, although elementary transformations can also be used with confidence, as in ELMHES [17].

A brief study of some sufficient conditions guaranteeing the convergence of our method will be touched upon in § 5. Now, assuming that the algorithm converges, it could happen that the same eigenpair of  $H$  is obtained more than once, i.e., starting from two (or more) distinct initial approximations, Newton's method converges to the same eigenpair of  $H$ . We have investigated methods to obtain further eigenpairs of  $H$  should this happen (see § 3).

We end this section with some implementational details. Our algorithm will accept  $(x, \lambda)$  as an eigenpair of  $H$  when  $\|Hx - \lambda x\| / \|x\| \|H\| < \text{tol}$ , where  $\text{tol}$  is some specified tolerance of order  $\epsilon$ , the machine unit roundoff. Under these conditions [9],  $(x, \lambda)$  is

an exact eigenpair of a matrix obtained from  $H$  by a slight perturbation. Indeed,

$$\left( H + \frac{1}{x^H x} r x^H \right) x = \lambda x,$$

where  $r = \lambda x - Hx$ .

Starting from two complex conjugate initial approximations, Newton's method will converge to two complex conjugate zeros of  $F_z$ , or the same real zero. To prove this, it suffices to look at one iteration and show that when the current approximations are complex conjugate, Newton's method yields two complex conjugate corrections, or the same real correction. The system we must solve starting from  $(x, \lambda)$  is (2). For  $(\bar{x}, \bar{\lambda})$  this becomes

$$\begin{pmatrix} H - \bar{\lambda}I & -\bar{x} \\ e_i^T & 0 \end{pmatrix} \begin{pmatrix} y' \\ \mu' \end{pmatrix} = \begin{pmatrix} \bar{r} \\ 0 \end{pmatrix}.$$

But this is the same linear system obtained when the conjugate of both sides in (2) is taken, since  $\bar{H} = H$ . Therefore,  $y' = \bar{y}$  and  $\mu' = \bar{\mu}$ . This will allow significant savings in the computations.

Last, when starting from a real initial guess, only *real* corrections are computed. Therefore, the imaginary part of the eigenvalue should be perturbed if convergence of a complex eigenpair is to be made possible. In practice, we have done this when real arithmetic does not lead to convergence after a prespecified number of corrections. A  $2 \times 2$  real matrix whose eigenvalues are complex is a simple example of when perturbing the imaginary part of the eigenvalue is necessary.

**3. Deflation.** When Newton's method is applied to solve the eigensystem of a matrix  $H$ , two distinct initial guesses may possibly converge to the same eigenpair of  $H$ . In fact, a naive implementation of the algorithm in § 2 may result in many eigenvalues being found multiple times and, consequently, some eigenvalues not being found at all. To avoid this unwanted situation, we included a deflation step in our algorithm that is designed to obtain further zeros.

Assume that when Algorithm 2.1 is applied to the  $n \times n$  matrix  $H$  (we will assume for simplicity that it has no multiple eigenvalues) the eigenpair  $(x, \lambda)$  of  $H$  is obtained more than once, i.e., the algorithm converges to  $(x, \lambda)$  from several distinct initial guesses  $(x_0^{(i)}, \lambda_0^{(i)})$ ,  $i = 1, \dots, r$ ,  $r > 1$ . There exist two classes of methods for finding the additional eigenpairs of  $H$ . The methods of one class produce an  $(n-1) \times (n-1)$  matrix  $H'$  such that  $\sigma(H') = \sigma(H) - \{\lambda\}$ , and then Algorithm 2.1 is applied to  $H'$  starting from  $r-1$  of these initial guesses. In this case, if the algorithm converges, then it will do so to eigenpairs different from  $(x, \lambda)$  since  $\lambda$  is no longer in the spectrum. Methods of this type will be discussed in §§ 3.1 and 3.3. The other class of methods will reapply Algorithm 2.1 to the original matrix  $H$  starting from  $r-1$  of the initial guesses mentioned above, but will force convergence away from  $(x, \lambda)$  by ensuring, at all steps, that the current eigenvector forms a nonzero angle with  $x$ . A method of this type will be discussed in § 3.2.

A common drawback of all of these methods is that they tend to serialize the computation. However, it has been our experience that the need to deflate arises infrequently: less than 5 percent of the time in our tests.

**3.1. Deflation using elementary transformations.** We now describe one possible deflating similarity transformation. We assume that  $H$  is an unreduced upper-Hessenberg matrix,  $\lambda$  is an eigenvalue of  $H$ , and  $x$  is the corresponding eigenvector.

Since we are assuming  $H$  to be upper-Hessenberg with no zeros on the subdiagonal, then  $x_n \neq 0$ , and the elementary transformation  $M = [e_1, \dots, e_{n-1}, x]$  i.e.,

$$(4) \quad M = \begin{pmatrix} 1 & & & x_1 \\ & \ddots & & \vdots \\ & & 1 & x_{n-1} \\ 0 & & & x_n \end{pmatrix},$$

is nonsingular. The inverse of this matrix is

$$(5) \quad M^{-1} = \begin{pmatrix} 1 & & & -x_1/x_n \\ & \ddots & & \vdots \\ & & 1 & -x_{n-1}/x_n \\ 0 & & & 1/x_n \end{pmatrix}.$$

It is easy to see that  $M^{-1}x = e_n$ . Now we let

$$(6) \quad \tilde{H} = M^{-1}HM.$$

It is easy to verify that  $\tilde{H}$  is unreduced and upper-Hessenberg, and that the last column of  $\tilde{H}$  is  $\lambda e_n$ . Furthermore, the leading principal submatrix of order  $n-1$  of  $\tilde{H}$ , which we will call  $H'$ , is upper-Hessenberg, has the property that

$$\sigma(H') = \sigma(H) - \{\lambda\},$$

and differs from the leading  $(n-1) \times (n-1)$  principal submatrix of  $H$  in the last column only. In fact, if we let  $h_{n-1}$  be the last column of the leading principal submatrix of  $H$  of order  $n-1$ , then it is straightforward to verify that the last column of  $H'$  is  $h_{n-1} - h_{n,n-1}x'$ , where

$$x' = \begin{pmatrix} x_1/x_n \\ \vdots \\ x_{n-1}/x_n \end{pmatrix}.$$

The strategy we have just described is given in [19] and applies regardless of whether the eigenpair  $(x, \lambda)$  is real or not. However, when  $(x, \lambda)$  is real we get a real matrix  $H'$ . In the case when  $(x, \lambda)$  is not real, the last column of  $H'$  alone is not real since, as we remarked earlier, the other columns are those of a leading principal submatrix of  $H$ . Hence the leading principal submatrix of  $H'$  of order  $n-2$  is real. Also, in this case the complex conjugate of  $(x, \lambda)$ ,  $(\bar{x}, \bar{\lambda})$  is an eigenpair of  $H$ , and therefore  $\bar{\lambda}$  is an eigenvalue of  $\tilde{H}$ ; a corresponding eigenvector is

$$M^{-1}\bar{x} = \begin{pmatrix} \bar{x}_1 - x_1(\bar{x}_n/x_n) \\ \vdots \\ \bar{x}_{n-1} - x_{n-1}(\bar{x}_n/x_n) \\ \bar{x}_n/x_n \end{pmatrix}.$$

Since  $\sigma(H') = \sigma(H) - \{\lambda\}$ ,  $\bar{\lambda}$  is an eigenvalue of  $H'$ , and a corresponding eigenvector is the vector  $\bar{x}$  of length  $n-1$ , whose components are the first  $n-1$  components of a scalar multiple of  $M^{-1}\bar{x}$ :

$$\bar{x} = \begin{pmatrix} (\bar{x}_1 x_n - x_1 \bar{x}_n)/i \\ \vdots \\ (\bar{x}_{n-1} x_n - x_{n-1} \bar{x}_n)/i \end{pmatrix},$$

where  $i^2 = -1$ . This is due to the special structure of  $\tilde{H}$ . Now recall that  $H'$  has no zeros on the subdiagonal, and so we know that the last component of  $\tilde{x}$  is nonzero. Note that  $\tilde{x}$  is real. We can carry out a deflation that produces a matrix  $H''$  of order  $n-2$  with the property that

$$\sigma(H'') = \sigma(H') - \{\tilde{\lambda}\};$$

in the same way, we obtained  $H'$  from  $H$  using the elementary transformation of order  $n-1$ :

$$M' = \begin{pmatrix} 1 & & & \tilde{x}_1 \\ & \ddots & & \vdots \\ & & \ddots & \tilde{x}_{n-2} \\ 0 & & & \tilde{x}_{n-1} \end{pmatrix}.$$

From a previous remark about this deflation strategy, we know that  $H''$  differs from the leading principal submatrix of  $H'$  of order  $n-2$  (which is real) in the last column only. The last column of  $H''$  is  $h'_{n-2} - h_{e_{-1}, n-2} x''$ , where  $h'_{n-2}$  is the last column of the leading principal submatrix of  $H'$ , and  $x''$  is the vector whose components are the first  $n-2$  components of  $\tilde{x}$ . Since all of the quantities involved are real,  $H''$  is real.

We remark here, as can be readily realized, that  $H'$  (or  $H''$ ) is quite cheap to obtain in practice once an eigenpair of  $H$  is available. It requires  $O(n)$  operations consisting of a vector normalization, a scalar-vector multiplication, and a vector-vector addition. However, the conditioning of the matrix  $M$  might raise concern. Indeed,

$$\text{cond}_\infty(M) = \|M\|_\infty \|M^{-1}\|_\infty \approx \max(|x_i|) \max\left(\frac{|x_i|}{|x_n|}\right),$$

which can be large if  $x_n \ll x_i$ . Having noted this, it is clear that the ill-conditioning of  $M$  can be easily detected, and therefore one of the more stable (and costlier) methods that we introduce next and in the following sections can be used.

It is possible to prevent the ill-conditioning of  $M$  from bearing on the algorithm by avoiding a similarity transformation. More precisely, the eigenvalue problem we want to solve can be thought of as a generalized eigenvalue problem,  $Hx = \lambda Bx$ , with  $B = I$ . We want to find  $\sigma(H) = \sigma(H, I)$ . Now we know that given any nonsingular  $M$  and  $N$ ,

$$\sigma(H, I) = \sigma(NHM, NM).$$

Given a particular eigenpair  $(x, \lambda)$ , we would like to choose  $M$  and  $N$  in a way that solves the problem we set for ourselves at the beginning of this section, namely, we want to reduce the problem to one where  $\lambda$  is no longer in the spectrum. A closer look at the similarity transformation (6) reveals that its deflating property is due to the fact that  $M^{-1}x = e_n$ . But then  $M^{-1}$  is not the only matrix that can be used to accomplish this. In fact, the matrix  $N$  can be chosen to reduce  $x$  to a multiple of  $e_n$ :  $N = DM^{-1}$ , where  $D$  is the diagonal matrix with the entries

$$d_i = 1, \quad \text{if } |x_i|/|x_n| \leq 1, \\ d_i = -x_n/x_i \quad \text{if } |x_i|/|x_n| > 1,$$

i.e.,  $D$  is chosen so that all the entries in  $N$  are less than or equal to one. Then we have

$$(7) \quad NHM = \left( \begin{array}{c|c} H' & 0 \\ \hline 0 & \alpha \end{array} \right), \quad NM = \left( \begin{array}{c|c} D' & 0 \\ \hline 0 & \delta \end{array} \right),$$

with  $\lambda = \lambda/\delta$ . Also,  $\sigma(H', D') = \sigma(H, I) - \{\lambda\}$ , and therefore, by this transformation,  $\lambda$  has been "removed" from the spectrum. Working on the solution of a generalized eigenvalue problem from this point on will not generally cause any dramatic increase in the cost of the algorithm, mainly because  $D'$  is diagonal. A Newton step with this problem involves the following computation:

$$(8) \quad \begin{pmatrix} H' - \lambda_i D' & -D' x_i \\ e_s^T & 0 \end{pmatrix} \begin{pmatrix} y \\ \mu \end{pmatrix} = \begin{pmatrix} r_i \\ 0 \end{pmatrix}, \quad \lambda_i \leftarrow \lambda_i + \mu; \quad x_i \leftarrow x_i + y,$$

where  $r_i = \lambda_i D' x_i - H x_i$ . Clearly, the previous computation involves an  $O(n)$  increase in the cost of one step: this comes from the multiplications by  $D'$ . The details on how (8) is derived are given in § 9. If  $\lambda$  is complex, then after deflating  $\lambda$  and its conjugate  $\bar{\lambda}$ , the resulting matrices  $H'$  and  $D'$  are generally complex. This is the major drawback of this method.

Finally, we mention another approach that can be of interest when the similarity transformation (6) involves a very ill conditioned  $M$ . This approach consists of interchanging two components of  $x$  and the corresponding columns and rows in  $H$  so that the last component of  $x$  is large enough. More precisely, let  $x_s$  be the largest component of  $x$  (in absolute value), and let  $P_{ns}$  be the matrix obtained from the identity matrix by permuting the  $n$ th and  $s$ th columns. Then  $(P_{ns} x, \lambda)$  is an eigenpair of the matrix  $P_{ns} H P_{ns}$ , since

$$(P_{ns} H P_{ns})(P_{ns} x) = \lambda P_{ns} x.$$

Now scale the vector  $P_{ns} x$  so that the last component is 1 and call that vector  $\tilde{x}$ . Then, as above, the elementary transformation

$$M = \begin{pmatrix} 1 & & & \tilde{x}_1 \\ & \ddots & & \vdots \\ & & \ddots & \tilde{x}_{n-1} \\ 0 & & & 1 \end{pmatrix}$$

can be used to deflate the matrix  $P_{ns} H P_{ns}$ . The fact that here  $P_{ns} H P_{ns}$  is not upper-Hessenberg is of no consequence. In fact, we can make the following general statement: Given any matrix  $A$  of order  $n$  and any eigenpair  $(x, \lambda)$  of  $A$ , then a matrix  $Q$  satisfying

$$Q^{-1} x = e_1 \quad \text{or} \quad Q^{-1} x = e_n$$

can be used to deflate  $A$ , in the sense that

$$Q^{-1} A Q = [\lambda e_1, B_1] \quad \text{or} \quad Q^{-1} A Q = [B_2, \lambda e_n],$$

respectively, where  $B_1$  and  $B_2$  are  $n \times (n-1)$  matrices.

Having thus deflated the matrix  $P_{ns} H P_{ns}$ , the leading principal submatrix of order  $n-1$  of

$$(9) \quad M^{-1} P_{ns} H P_{ns} M$$

(call it  $H'$ ) has all the eigenvalues of  $H$  except  $\lambda$  (if  $\lambda$  is simple). However,  $H'$  is not generally upper-Hessenberg, and therefore will be reduced back to Hessenberg form before applying Newton's iterations; this is meant to save on the cost of factorizing the Jacobian when solving the linear systems arising at each step of Newton's iteration. Note that it is only the trailing diagonal submatrix of order  $(n-s+1) \times (n-s+1)$  of



$H'$  that needs to be reduced and that if  $s = n - 1$  or  $s = n$ , then  $H'$  is upper-Hessenberg. Moreover,  $s$  need not be chosen so that  $x_s$  is the largest component of  $x$  (in absolute value). Indeed, since the size of the matrix to be reduced to upper-Hessenberg form increases when  $s$  approaches 1, it is more advantageous to choose the largest  $s$  for which the ratios  $x_i/x_s$  are moderate. We wish, therefore, to define a threshold  $t$  for the size of these ratios on the basis of which  $s$  will be determined.

Let  $\hat{H}$  be the computed form of the matrix in (9). In [19, Chap. 9], Wilkinson established that if  $\|x\|_\infty \leq 1$ , then the eigenvalues of  $\hat{H}$  are the exact eigenvalues of a matrix  $\tilde{H}$  satisfying

$$\|H - \tilde{H}'\|_\infty \leq \|r\|_\infty + (n-1)\epsilon,$$

where  $r$  is the residual  $\lambda x - Hx$  and  $\epsilon$  is the machine epsilon. With no assumptions on the infinity norm of  $x$ , this inequality becomes

$$(10) \quad \|H - \tilde{H}'\|_\infty \leq \|r\|_\infty + (n-1)\|x\|_\infty \epsilon.$$

Since, in our algorithm, our computed eigenpairs have residuals on the order of  $n\|H\|_\infty \epsilon$ , we propose that  $t = \|H\|_\infty$ .

In addition to destroying the structure of the matrix, this last method of deflation suffers from the fact that in the case when the eigenvalue to be deflated is nonreal, the resulting matrix  $H'$  is complex, and therefore will considerably increase the cost of finding subsequent eigenpairs if a Newton process is restarted from a real initial guess.

**3.2. Deflation with help from the left eigenvector.** The method we introduce now is different in spirit from the ones in the previous section, in that no attempt is made to modify the matrix.

Assume that  $(x, \lambda)$  is an exact eigenpair of  $H$  and that  $\lambda$  is simple  $Hx = \lambda x$ . No assumption is made about the remaining eigenvalues of  $H$ .

Let  $(x, X)$  be such that

$$(x, X)^{-1} H(x, X) = \begin{pmatrix} \lambda & 0 \\ 0 & J \end{pmatrix}$$

where the right-hand side is the Jordan canonical form of  $H$ . Now set

$$(x, X)^{-1} = \begin{pmatrix} y^H \\ Y \end{pmatrix}.$$

Then it is clear that  $y^H$  is a left eigenvector of  $H$  corresponding to  $\lambda$  and furthermore that

$$y^H X = 0.$$

This property can be used to modify Newton's method to avoid convergence to the eigenpair  $(x, \lambda)$  a second time. Indeed, given  $\lambda$ , we can compute the left eigenvector  $y$  corresponding to it, and use it to confine the current eigenvector to the range  $R(X)$  of  $X$ . Therefore, we can expect to converge to an eigenvector linearly independent of  $x$  and hence corresponding to a different eigenpair (since  $(x, \lambda)$  was assumed to be simple). When  $(x, \lambda)$  has already been computed once, our algorithm for avoiding it then consists of the following major steps.

Compute the left eigenvector  $y^H$  corresponding to  $\lambda$ , with  $\|y\|_2 = 1$ ; Given the current eigenpair  $(z, \mu)$  compute the Newton correction from Algorithm 2.1; Let  $z'$  be the approximate eigenvector obtained after adding the Newton correction to  $z$ ; choose the next eigenvector  $z''$  as:

$$z'' = (I - yy^H)z'.$$

In the last step we are just projecting  $z'$  onto  $R(X)$ . We note that when this algorithm is applied, it could happen (as with all the deflation methods we are describing) that we obtain another eigenpair of  $H$ ,  $(x', \lambda')$ , that was already computed. Then the process must be restarted and  $z''$  will be obtained from  $z'$  by a projection onto  $R(X')$ , where  $X = (x', X')$ , in order to avoid both  $(x, \lambda)$  and  $(x', \lambda')$ ; this will require the computation of the left eigenvector corresponding to  $\lambda'$  as well.

It is obvious why the known eigenpair must be simple for the algorithm just outlined to work. If  $\lambda$  is multiple, then left eigenvectors are no longer necessarily orthogonal to  $X$ . In fact, the algorithm will be adversely affected if the eigenvalue  $\lambda$  is ill conditioned, i.e., if  $y^Hx$  is very small. Indeed, in this case, if the current eigenvector  $z = \alpha x + Xv$ , where  $v$  is a vector of length  $n-1$ , then

$$(I - yy^H)z = z - (y^Hx)y = \alpha x + Xv - (\alpha y^Hx)y \approx z,$$

showing that  $z$  is hardly modified by the projection and therefore suggesting that the algorithm will not necessarily prevent a second convergence to  $(x, \lambda)$ .

The algorithm generalizes to the case when  $\lambda$  is multiple in the following way. Let  $V$  be a right invariant subspace corresponding to  $\lambda$ . Let  $(V, V_c)$  be such that

$$(V, V_c)^{-1}H(V, V_c) = \begin{pmatrix} J_\lambda & 0 \\ 0 & J \end{pmatrix},$$

where the right-hand side is again the Jordan canonical form of  $H$ .  $J_\lambda$  is the Jordan block corresponding to  $\lambda$ ; since  $H$  is assumed to be unreduced, there can be only one such block. If we set

$$(V, V_c)^{-1} = \begin{pmatrix} U^H \\ W \end{pmatrix},$$

then clearly  $U^H$  is a left invariant subspace corresponding to  $\lambda$ , and furthermore,

$$U^H V_c = 0.$$

This last property will allow  $U^H$  to be used in much the same way as the left eigenvector was used earlier. However, the practical usefulness of this method is restricted to the case when the eigenvalue  $\lambda$  is simple. Indeed, the problem of determining the invariant subspace associated with a multiple eigenvalue  $\lambda$  is an extremely difficult one and can be prohibitively expensive.

This method in its simplest form (using the left eigenvector) adds  $O(n^2)$  work to the cost of finding one eigenpair distinct from  $(x, \lambda)$ . This is the cost of computing the left eigenvector corresponding to  $\lambda$ ; the cost of a single projection is  $O(n)$ .

**3.3. Deflation with orthogonal transformations.** We present now a very stable method for obtaining an upper-Hessenberg matrix  $H'$  with the property that it has all the eigenvalues of  $H$  except for  $\lambda$  [19]. We assume for now that the eigenpair  $(x, \lambda)$  is exact.

The strategy consists of  $n-1$  major steps, where at each step a new zero is introduced in the last column of  $H - \lambda I$  starting from the bottom. The configuration



is equal to  $\lambda e_n$ . The eigenvector of  $\tilde{H}$  corresponding to  $\lambda$  is  $e_n$ . Note, however, that  $\tilde{H}$  is not upper-Hessenberg in this case. Indeed, nonzero elements will be introduced in the last row of  $\tilde{H}$ ; in fact,

$$\tilde{H} = \begin{pmatrix} * & \cdots & & * & & \\ * & & & & & 0 \\ & \ddots & & & \vdots & \\ & & * & & * & \\ * & \cdots & & * & & \lambda \end{pmatrix}.$$

This is not disturbing since if  $H'$  is the leading principal submatrix of  $\tilde{H}$  of order  $n-1$ , then  $H'$  is upper-Hessenberg and  $\sigma(H') = \sigma(H) - \{\lambda\}$ .

If  $\lambda$  is a multiple eigenvalue of  $H$  of (algebraic) multiplicity  $m$ , then  $\lambda$  is an eigenvalue of  $H'$  of multiplicity  $m-1$ .

So far we have assumed that the eigenpair  $(x, \lambda)$  is exact. In practice,  $(x, \lambda)$  will only be approximate, in the sense that  $Hx - \lambda x = r$  is of the order of the machine  $\varepsilon$ . In this case, roundoff errors will generally prevent  $G_{n-1}$  from annihilating the  $(1, n)$  entry. In fact, the accuracy of the computed eigenvalue  $\lambda$  will come into play. If  $\lambda$  corresponds to an ill-conditioned eigenvalue of  $H$ , then it is possible that  $\lambda$  will be a rather poor approximation of the exact eigenvalue. As a consequence, the  $(1, n)$  entry might not be negligible at all, and examples do exist where this is indeed the case [19]. A way around this difficulty is to construct the plane rotations  $G_1, \dots, G_{n-1}$  in a way to reduce the vector  $x$  to  $e_n$ , and then apply the corresponding similarity transformation to  $H$ . Inequality (10) from § 3.1 holds when this is done (with obvious modification in the definition of  $H'$ ). However, this will generally result in introducing nonzero entries below the subdiagonal of  $H$  and therefore  $H$  needs to be reduced to upper-Hessenberg form again. We refer the reader to [3] for an example of such an algorithm; the generalization of that algorithm to the case where the eigenvalue to be deflated is complex is straightforward.

In addition to the difficulty just mentioned, the deflation with plane rotations suffers from the fact that the deflated matrix will be complex if the eigenvalue to be deflated is complex. Indeed, it is unfortunately not true that when an eigenvalue and its complex conjugate are deflated by this method, the resulting matrix is real.

*Example 3.1.* When the two complex eigenvalues of the  $4 \times 4$  upper-Hessenberg matrix

$$\begin{pmatrix} 0.2190 & -0.0756 & 0.6787 & -0.6391 \\ -0.9615 & 0.9032 & -0.4571 & 0.8804 \\ 0 & -0.3822 & 0.4526 & -0.0641 \\ 0 & 0 & -0.1069 & -0.0252 \end{pmatrix}$$

are deflated using plane rotations as just described, we obtain

$$\begin{pmatrix} 1.1593 - 0.0000i & 0.0000 + 1.0129i & 0.0000 + 0.0000i & 0.0000 + 0.0000i \\ 0.0000 - 0.3053i & 0.1740 - 0.0000i & 0.0000 + 0.0000i & 0.0000 + 0.0000i \\ -0.1534 - 0.3540i & 0.5717 + 0.0112i & 0.1082 - 0.4681i & 0.0000 + 0.0000i \\ -0.4640 + 0.1988i & 0.2187 - 0.3465i & 0.3964 + 0.0611i & 0.1082 + 0.4681i \end{pmatrix}.$$

After the deflation, we will be working with the upper  $2 \times 2$  block of  $H'$  which is clearly complex.

**3.4. Remarks on identifying duplicate eigenvalues.** We have already remarked that the computed eigenpairs from our algorithm are the exact eigenpairs of a nearby matrix. Under those conditions [9],

$$|\lambda - \lambda_e| \cong \|E\|/s(\lambda_e),$$

where  $E$  is the error in the matrix, and  $|s(\lambda_e)|$  is the condition number of the exact eigenvalue  $\lambda_e$  of the original matrix  $H$ . When  $\lambda_e$  is ill conditioned, we can expect unpredictably large errors (compared to the tolerated size of the residual) in the computed approximations to  $\lambda_e$  and therefore in the duplicates, if any. Identifying these duplicates becomes a rather daunting task: in particular, they will not be detected if their difference is compared to  $\text{tol}$  introduced earlier. Conversely, it can happen that under certain conditions the tolerated size of the residual will be much larger than the distance between certain exact eigenvalues and therefore between certain computed eigenvalues. In this case, it could happen that distinct computed eigenvalues will be declared as duplicates if their difference is compared to  $\text{tol}$ .

*Example 3.2.* We illustrate this last case with the following matrix:

$$H = \begin{pmatrix} 2 \times 10^{-7} & 0 & 0 \\ 2 & 10^{-7} & 0 \\ 0 & 2 & 10^{10} \end{pmatrix}.$$

The tolerated size of the residuals for this matrix as chosen in our algorithm is  $\text{tol} \approx \|H\|\varepsilon > 10^{-6}$ . Therefore, if we decide to declare as duplicates those eigenvalues whose difference is less than  $\text{tol}$ , then the first two distinct eigenvalues of  $H$  will be declared as duplicates.

The problems we have just raised do not have easy solutions [10], and indeed, more research is needed here.

**3.5. Conclusion regarding deflation techniques.** As we pointed out earlier, the need to deflate arises less than 5 percent of the time in our tests. Our method of choice has been the method of deflation using elementary transformations introduced in § 3.1. This method is indeed the least expensive among all those we have discussed. Also, the resulting deflated matrix is in upper-Hessenberg form and is real when a pair of complex conjugate eigenvalues has been deflated.

**4. Defective case.** Our being a nonstationary iteration (the iterating map is not fixed), it is not easy to analyze the behavior of the successive approximations. We try, however, to address this problem in this section with a particular emphasis on the case when either the matrix  $H$  or the modified matrix  $H_0$  is defective, i.e., when either one of these matrices does not have a complete set of eigenvectors. As we remarked earlier, an eigenvalue of  $H$  (with no zeros on the subdiagonal) can only have geometric multiplicity one, and there  $H$  is defective whenever it has a multiple eigenvalue. An eigenvalue of  $H_0$ , on the other hand, can have geometric multiplicity one or two. In what follows,  $n$  is the order of  $H$ .

The connection between Newton's method and inverse iteration is well known [16]. We derive this relationship in a way that motivates the subsequent analysis: We let  $J$  be the Jacobian of the map  $F_x$  at  $(x, \lambda)$  defined in § 2,

$$J = \begin{pmatrix} H - \lambda I & -x \\ e_n^T & 0 \end{pmatrix},$$

and we assume that  $x_n = 1$ . The order of the Jacobian is  $n+1$ . Then

$$J = J_0 + e_{n+1}v^T$$

with

$$J_0 = \begin{pmatrix} H - \lambda I & -x \\ 0 & 1 \end{pmatrix}$$

and

$$v = e_s - e_{n+1} = \begin{pmatrix} 0 \\ \vdots \\ 0 \\ 1 \\ 0 \\ \vdots \\ -1 \end{pmatrix}.$$

Assume that  $J_0$  is not singular; this is true if and only if  $\lambda$  is not an eigenvalue. Assume also that  $J$  is not singular. The correction to  $(x, \lambda)$  is computed in the following manner:

$$\begin{pmatrix} y \\ \mu \end{pmatrix} = J^{-1} \begin{pmatrix} r \\ 0 \end{pmatrix},$$

where  $r = \lambda x - Hx$ . Using the Sherman-Morrison formula [9], we can write  $J^{-1}$  as

$$J^{-1} = (J_0 + e_{n+1}v^T)^{-1} = J_0^{-1} - \frac{1}{1 + v^T J_0^{-1} e_{n+1}} J_0^{-1} e_{n+1} v^T J_0^{-1}.$$

Therefore, letting  $b_0^T$ , we have,

$$(11) \quad \begin{pmatrix} y \\ \mu \end{pmatrix} = J^{-1} b = J_0^{-1} b - \frac{v^T J_0^{-1} b}{1 + v^T J_0^{-1} e_{n+1}} J_0^{-1} e_{n+1}.$$

It can be easily checked that

$$J_0^{-1} b = \begin{pmatrix} -x \\ 0 \end{pmatrix}$$

and that

$$J_0^{-1} e_{n+1} = \begin{pmatrix} \tilde{x} \\ 1 \end{pmatrix},$$

where  $(H - \lambda I)\tilde{x} = x$ . Now, if we let  $(x_1, \lambda_1)$  be the next eigenpair, we have from (11) and the subsequent equalities:

$$\begin{pmatrix} x_1 \\ \lambda_1 \end{pmatrix} = \begin{pmatrix} x \\ \lambda \end{pmatrix} + \begin{pmatrix} y \\ \mu \end{pmatrix} = \begin{pmatrix} x \\ \lambda \end{pmatrix} + \begin{pmatrix} -x \\ 0 \end{pmatrix} - \frac{v^T J_0^{-1} b}{1 + v^T J_0^{-1} e_{n+1}} \begin{pmatrix} \tilde{x} \\ 1 \end{pmatrix}.$$

Furthermore,

$$\frac{v^T J_0^{-1} b}{1 + v^T J_0^{-1} e_{n+1}} = \frac{-1}{\tilde{x}_s},$$

and so finally we see that our scheme reduces to the following: Given  $(x, \lambda)$ , compute the next iterate  $(x_1, \lambda_1)$  via

$$(12) \quad (H - \lambda I)\tilde{x} = x, \quad x_1 = \frac{1}{\tilde{x}_s} \tilde{x}, \quad \lambda_1 = \lambda + \frac{1}{\tilde{x}_s}.$$

**4.1. Case when  $H$  is defective.** When the algorithm is expressed as in (12), we can readily see some of the difficulties that arise when the matrix  $H$  is defective or almost defective, which is generally more likely due to roundoff errors. These problems are similar to the kind of problems that we face with the application of inverse iteration. More precisely, assume that  $H$  is almost defective with  $x_1, \dots, x_n$  as a complete set of eigenvectors. Let  $\lambda_1, \dots, \lambda_l$  be a cluster of eigenvalues of  $H$  and suppose that the initial approximate eigenvalue  $\lambda$  corresponds to one of these. The eigenvectors  $x_1, \dots, x_l$  corresponding to these eigenvalues are then almost linearly dependent. In general, the eigenvector corresponding to  $\lambda$  can be expected to converge to the space generated by  $x_1, \dots, x_l$ . As the eigenvalue  $\lambda$  approaches the cluster, however, continued corrections to the eigenvector cannot be expected to refine it. We refer the reader to the particularly lucid account in [16] for a justification of these claims. Solving as in inverse iteration (see INVIT [17]) is a possible way around this problem. Computing the residual with extended precision arithmetic is also an obvious approach, and has been successful in practice.

When approaching a singular solution, Newton's method loses its quadratic convergence rate. We will prove later (Theorem 5.1) that the Jacobian is singular at multiple eigenpairs. Therefore, we can expect slower convergence when multiple eigenpairs or almost multiple eigenpairs are the target: this is indicated in Fig. 1 by the large number of iterates separating the initial guesses from the converged values for an almost-defective matrix.

Recall the rate of change of  $\lambda$  that we derived in § 2:

$$|\lambda'(0)| = \frac{|\alpha| |y_{k+1}| |x_k|}{|y^M x|}$$

We wish to caution against hastily drawing conclusions about the sensitivity of the eigenvalues of a defective matrix to our dividing process from this expression. Indeed, as an extreme case which will help to illustrate our point, the eigenvalues of a defective

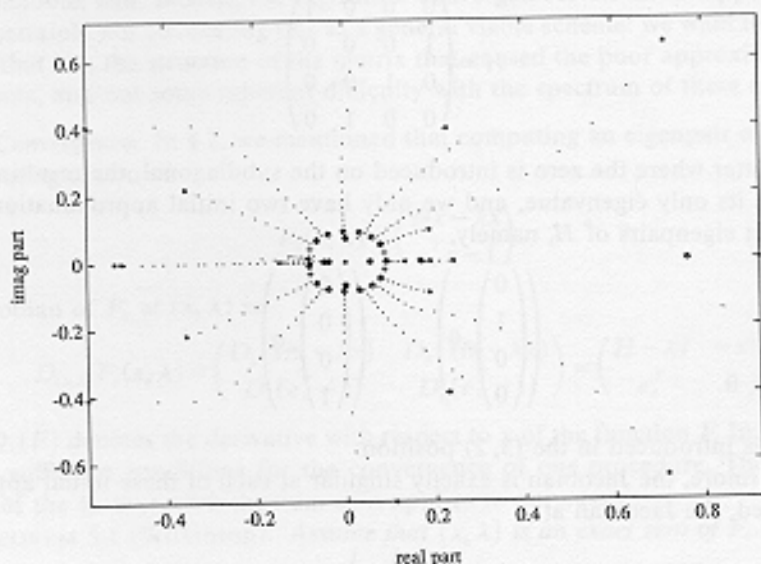


FIG. 1. The behavior of the algorithm for an almost defective  $25 \times 25$  matrix. The crosses are the eigenvalues of the original matrix; the stars are the initial guesses; the circles are the eigenvalues computed by our algorithm; the dots are the iterates arising in Newton's iterations.

matrix can remain virtually unchanged after a zero has been introduced in the subdiagonal. An example is the  $2 \times 2$  matrix

$$\begin{pmatrix} 1 & 0 \\ 1 & 1 \end{pmatrix}.$$

After the dividing process we have

$$\begin{pmatrix} 1 & 0 \\ 0 & 1 \end{pmatrix}.$$

The starting eigenpairs are then  $\left(\begin{pmatrix} 1 \\ 0 \end{pmatrix}, 1\right)$  and  $\left(\begin{pmatrix} 0 \\ 1 \end{pmatrix}, 1\right)$ . The second of these is, of course, the exact eigenpair. Now, even though the first starting eigenvector is orthogonal to the desired one, the equations arising during the first of Newton's iterations can be solved in such a way that the desired eigenvector is produced from the first step: zero pivots must be replaced by small numbers on the order of the machine unit roundoff (as is done in inverse iteration; see INVIT [17]).

Finally, we mention that the deflation process can contribute to the improvement of the condition of the eigenvalues. Indeed, if  $\lambda$  and  $\lambda'$  are pathologically close (and fairly distant from the rest of the eigenvalues), then by deflating  $\lambda$ ,  $\lambda'$  will have a better condition number as an eigenvalue of the resulting matrix. Indeed,  $\lambda'$  is no longer part of a cluster.

**4.2. Case when  $H_0$  is defective.** It can happen in this case (e.g., if  $H$  is nondefective) that the initial dividing process would leave us with a number of initial approximations that is smaller than  $n$ . In this case, random eigenvectors are used to complete the set of initial eigenvectors. Furthermore, whatever eigenpairs we have can be extremely poor approximations to the desired ones. An extreme situation is illustrated by the matrix

$$H = \begin{pmatrix} 0 & 0 & 0 & 1 \\ 1 & 0 & 0 & 0 \\ 0 & 1 & 0 & 0 \\ 0 & 0 & 1 & 0 \end{pmatrix}.$$

No matter where the zero is introduced on the subdiagonal, the resulting matrix has zero as its only eigenvalue, and we only have two initial approximations to the four distinct eigenpairs of  $H$ , namely,

$$\left( \begin{pmatrix} 0 \\ 1 \\ 0 \\ 0 \end{pmatrix}, 0 \right), \quad \left( \begin{pmatrix} 0 \\ 0 \\ 0 \\ 1 \end{pmatrix}, 0 \right),$$

if the zero is introduced in the (3, 2) position.

Furthermore, the Jacobian is exactly singular at each of these initial approximations. Indeed, the Jacobian at

$$\left( \begin{pmatrix} 0 \\ 1 \\ 0 \\ 0 \end{pmatrix}, 0 \right)$$



is

$$\begin{pmatrix} 0 & 0 & 0 & 1 & 0 \\ 1 & 0 & 0 & 0 & -1 \\ 0 & 1 & 0 & 0 & 0 \\ 0 & 0 & 1 & 0 & 0 \\ 0 & 1 & 0 & 0 & 0 \end{pmatrix},$$

which is clearly of rank four, since the first and the last columns are linearly dependent. Similarly, it can be seen that the Jacobian at

$$\left( \begin{pmatrix} 0 \\ 0 \\ 0 \\ 1 \end{pmatrix}, 0 \right)$$

is also singular. A remedy to this situation is to perturb the initial guess zero by a small amount, thereby making the Jacobian nonsingular. Indeed, this has been successful in practice. The problem in this case, as in most other similar cases, results from the particular structure of the matrix. In order to obtain further eigenvalues, we need to deflate the matrix each time a new eigenpair is computed which makes the algorithm almost serial.

**4.3. Known failures.** Some matrices of the structure mentioned at the end of § 4.2 (companion-like matrices), provided us with the only cases where the algorithm failed in practice to converge to the desired eigenpairs, i.e., failed to produce eigenpairs with small residuals after a fixed number of iterations. When these matrices were subjected to random orthogonal similarity transformations, however, and then reduced back to upper-Hessenberg form, the dividing process provided us with much better initial approximations and, indeed, the algorithm converged for all initial approximations. We are certainly not advocating this as a general viable scheme: we want to emphasize the fact that it is the structure of the matrix that caused the poor approximations and the failures, and not some inherent difficulty with the spectrum of these matrices.

**5. Convergence.** In § 2, we mentioned that computing an eigenpair of  $H$  reduces to computing a zero of

$$F_s(x, \lambda) = \begin{pmatrix} Hx - \lambda x \\ e_s^T x - 1 \end{pmatrix}.$$

The Jacobian of  $F_s$  at  $(x, \lambda)$  is

$$D_{(x,\lambda)} F_s(x, \lambda) = \begin{pmatrix} D_x(Hx - \lambda x) & D_\lambda(Hx - \lambda x) \\ D_x(e_s^T x - 1) & D_\lambda(e_s^T x - 1) \end{pmatrix} = \begin{pmatrix} H - \lambda I & -x \\ e_s^T & 0 \end{pmatrix},$$

where  $D_x(F)$  denotes the derivative with respect to  $x$  of the function  $F$ . In this section, we give sufficient conditions for the convergence of our procedure. The result is a version of the Kantorovich theorem as it applies to our case.

**THEOREM 5.1 (Wilkinson).** *Assume that  $(x, \lambda)$  is an exact zero of  $F_s$ . Then*

$$\begin{pmatrix} H - \lambda I & -x \\ e_s^T & 0 \end{pmatrix}$$

*is singular if and only if  $\lambda$  is multiple.*

*Proof.* Let us assume first that  $\lambda$  is a multiple eigenvalue of  $H$  and that  $x$  is the corresponding (exact) eigenvector. Then there exists a nonzero vector  $y$  such that

$$y^H(H - \lambda I) = 0 \quad \text{and} \quad y^H x = 0;$$

$y$  is simply a left eigenvector of  $H$  corresponding to  $\lambda$ . Thus  $(y^H 0)$  is a nonzero vector and

$$(y^H 0) \begin{pmatrix} H - \lambda I & -x \\ e_s^T & 0 \end{pmatrix} = 0.$$

This proves that the Jacobian is singular.

Now, conversely, if

$$\begin{pmatrix} H - \lambda I & -x \\ e_s^T & 0 \end{pmatrix}$$

is singular then there exists a nonzero vector  $\begin{pmatrix} v \\ \mu \end{pmatrix}$  such that

$$\begin{pmatrix} H - \lambda I & -x \\ e_s^T & 0 \end{pmatrix} \begin{pmatrix} v \\ \mu \end{pmatrix} = 0.$$

But then  $v_s = 0$  and  $(H - \lambda I)v = \mu x$ . If  $\mu = 0$ , then  $v$  is nonzero since  $\begin{pmatrix} v \\ \mu \end{pmatrix} \neq 0$ , and so  $v$  is an eigenvector that is linearly independent of  $x$ , since  $x_s = 1$  and  $v_s = 0$ . Hence  $\lambda$  is a multiple eigenvalue in this case. If  $\mu \neq 0$ , then  $v$  is also nonzero; if it were zero then we would have

$$\mu x = (H - \lambda I)v = (H - \lambda I)0 = 0,$$

and hence  $x = 0$ , contradicting our assumption on  $x$ . But  $(H - \lambda I)^2 v = \mu(H - \lambda I)x = 0$ , and thus  $v$  is a nonzero vector that has grade 2. Therefore,  $\lambda$  is multiple in this case as well.  $\square$

*Remark.* Since we are assuming that  $H$  is upper-Hessenberg and unreduced, an eigenvalue can only be nonderogatory, i.e., the associated eigenspace has dimension one.

The previous result applies to the Jacobian at a zero of  $F_s$ . We wish to know more about the Jacobian at those approximations arising during Newton's iteration before convergence to an eigenpair.

**THEOREM 5.2.** Assume that  $(x, \lambda)$  is not a zero of  $F_s$ . Then

$$\begin{pmatrix} H - \lambda I & -x \\ e_s^T & 0 \end{pmatrix}$$

is singular if and only if at least one of the following is true:

(1)  $\lambda$  is an eigenvalue of  $H$  and has an eigenvector whose  $s$ th component is zero.

(2)  $x$  belongs to the space generated by  $(c_1, \dots, c_{s-1}, c_{s+1}, \dots, c_n)$ , where  $c_i$  is the  $i$ th column of  $H - \lambda I$  ( $\lambda$  may or may not be an eigenvalue).

*Proof.* Assume first that (1) is true and let  $y$  be an eigenvector,  $y_s = 0$ . Then  $\begin{pmatrix} y \\ 0 \end{pmatrix}$  is clearly in the null space of the Jacobian. If (2) holds and  $x = (H - \lambda I)y$  with  $y_s = 0$ , then  $\begin{pmatrix} y \\ 0 \end{pmatrix}$  is in the null space of the Jacobian.

Conversely, if the Jacobian is singular then there exists a vector  $\begin{pmatrix} y \\ \mu \end{pmatrix}$  such that,

$$\begin{pmatrix} H - \lambda I & -x \\ e_s^T & 0 \end{pmatrix} \begin{pmatrix} y \\ \mu \end{pmatrix} = 0.$$

This implies that

$$(H - \lambda I)y = \mu x, \quad e_s^T y = 0,$$

and clearly  $y_s = 0$ . We now consider two cases according to whether  $\mu$  is zero or not. If  $\mu$  is zero, then  $\lambda$  is an eigenvalue with corresponding eigenvector  $y$ ; therefore, we

are in case (1). If  $\mu$  is not zero, then  $\mu x$  and hence  $x$  is in the range of  $H - \lambda I$ ; therefore we are in case (2) since  $y_2 = 0$ . Note that  $\lambda$  may or may not be an eigenvalue in this last case.  $\square$

*Remarks.* The theorem tells us that more often than not, a singular Jacobian is an indication that the current eigenvalue has already converged, and this has been our experience indeed. The singularity of the Jacobian is also an indication of an ill-conditioned eigensystem. In fact, if we accept that the current eigenvector was moving in the "right" direction, then if it satisfies condition (2) of Theorem 5.2, we can say that the eigenvalue is acting like a multiple one since the eigenvector is also in the range of  $(H - \lambda I)$ . In practice, we have not encountered a situation where condition (1) applied. If we accept again that the eigenvector was moving in the right direction, then condition (1) implies that the eigenvalue is acting like an eigenvalue of geometric multiplicity more than one (since  $x_2 = 1$ ), which is impossible since the matrix is unreduced.

The second derivative of  $F_s$  is a constant bilinear operator with norm equal to 2. In fact,

$$F_s''(x, \lambda) = \begin{pmatrix} 0 & -I & -I & 0 \\ 0 & 0 & 0 & 0 \end{pmatrix}.$$

Suppose now that our procedure is started with initial guess  $(x_0, \lambda_0)$ . We now give sufficient conditions for the convergence of our procedure with the given initial guess. Let us first introduce

$$K = \|F_s^{-1}(x_0, \lambda_0)\|$$

and

$$c_1 = \|(x_1, \lambda_1) - (x_0, \lambda_0)\|,$$

where  $(x_1, \lambda_1)$  is the first iterate, i.e.,

$$(x_1, \lambda_1)^T = (x_0, \lambda_0)^T - F_s^{-1}(x_0, \lambda_0) F_s(x_0, \lambda_0).$$

We call  $(x_0, \lambda_0), \dots, (x_k, \lambda_k)$  the sequence of iterates produced by the algorithm. Now the classical Kantorovich theorem [6] gives the following result.

**THEOREM 5.3.** *If  $\beta_0 = Kc_1 < \frac{1}{4}$ , then the sequence  $(x_k, \lambda_k)$  converges quadratically starting from  $(x_0, \lambda_0)$ .*

The process can be regarded as starting from any of the iterates  $(x_i, \lambda_i)$ , and in fact it will often converge even when the conditions of the theorem are not satisfied at  $(x_0, \lambda_0)$ . These conditions will then be met for some  $(x_k, \lambda_k)$  at which stage convergence becomes quadratic.

**6. Parallel algorithms: Details and performance.** It is fairly straightforward to see from § 2 how to obtain a parallel algorithm. We discuss here certain details. The given, generally dense, matrix is first reduced to upper-Hessenberg form using a parallel blocked algorithm. Next comes the partitioning phase or "divide." This phase amounts to constructing a binary tree with each node representing a partition into two subproblems. It has been our practice to partition the matrix into a number of subproblems (at the lowest level) equal to the number of processors available on the target machine. Each of these problems may be spawned independently without fear of data conflicts; the computation at this level (the lowest) consists of calls to the EISPACK routine HQR2. The tree is then traversed in reverse order with Newton's method applied at each node, using the results from the children as initial approximations. Note here that the computation at a node does not have to wait for both children to complete in order to start: as a matter of fact, it can start as soon as one child has computed

one eigenpair of a subproblem. In order to stress this point, we mention here that this is quite different from the situation in the symmetric case [7], where information from both children is needed before computations can start at the node. However, in practice, we have allowed computations to start at a node only after at least one child has completed; the need to check for duplicate eigenvalues and deflate if necessary has imposed further synchronization.

The algorithm has been implemented on computers with a shared memory and computers with distributed memory architectures.

**6.1. Shared memory implementation.** So far we have used SCHEDULE [8] to implement the algorithm on shared memory computers. SCHEDULE is a package of FORTRAN and C subroutines designed to aid in programming explicitly parallel algorithms for numerical calculations. An important part of this package is the provision of a mechanism for dynamically spawning processes even when such a capability is not present within the parallel language extensions provided for a given machine.

**6.2. Distributed memory implementation.** The current implementation on distributed memory machines requires that the matrix be stored on each processor. This obviously puts rather severe constraints on the size of problems that can be solved. With this implementation however, communication is needed only during the deflation phase. This implementation is best described through the contribution of a particular processor. Suppose that we have four processors at our disposal,  $p_0, \dots, p_3$ , and that accordingly the matrix  $H$  has been divided into four subproblems,  $H_0, \dots, H_3$ , that their common size is  $n/4$ , and that they occur in this order on the diagonal of the matrix. We describe now the contribution of  $p_2$  by steps:

1. Call HQR2 to solve for the eigensystem of the matrix  $H_2$ .

2. Refine the output from step 1 to get  $\frac{1}{2}$  the number of (i.e.,  $n/4$ ) eigenpairs of the matrix  $H_{1/2}$

$$H_{1/2} = \left( \begin{array}{c|c} H_2 & B \\ \hline 0 & H_3 \end{array} \right),$$

where  $H_{1/2}$  is a submatrix of  $H$ .

3. Refine the output from step 2 to get  $\frac{1}{4}$  the number of eigenpairs (i.e.,  $n/4$ ) of the matrix  $H$ .

As can be readily realized, no communication between processors is needed except for checking for eigenpairs to which convergence occurred from more than one initial approximation. For example, the eigenpairs of  $H_{1/2}$  are generated on  $p_2$  and  $p_3$ , and therefore we need to check for duplicate eigenpairs (on each processor separately, which requires no communication, and across both, which requires communication).

We are currently developing another implementation where blocks of columns of the matrix are stored on different processors. This storage scheme has been dictated to us by the need to call HQR2 at the lowest level. Indeed, to call the serial HQR2 requires that contiguous columns of the matrix reside on the same processor. Therefore, storage schemes more advantageous for linear system solving, such as wrap mapping of columns or rows, could not be used. The communication between processors for this second implementation is more intensive. Communication is needed when solving the linear systems arising in Newton's iterations as well as for the deflation phase. Also because of the storage scheme, we can expect the processors to become successively idle during the factorization of the Jacobian and the back solve for the correction. However, we have implemented an efficient scheme where the Jacobian is repartitioned by rows before the back solve takes place: the "reshuffling" of the submatrices takes

place between processors that became idle after doing their part of the Gaussian elimination.

**7. Work estimates.** We assume in this section that we are given a real dense matrix  $A$ . Then, the first task in our algorithm is to reduce  $A$  to an upper-Hessenberg matrix  $H$ . This requires  $10n^3/3$  operations (plus lower-order terms) if elementary transformations are used, since these matrices are to be accumulated.

The dividing process is now applied to  $H$ . Assume that  $n = 2^m r$  for some  $m \geq 1$ , where  $r$  is not necessarily relatively prime to 2. In order to simplify the subsequent analysis we will assume that the dividing process produces submatrices of equal size, namely half the order of the original matrix. If we repeat the dividing process  $m$  times, we end up with  $2^m$  matrices of size  $r$ , each of which is upper-Hessenberg. A submatrix of size  $n/2^l$  obtained in the dividing process will be referred to as a matrix at the level  $l$ . The matrix  $H$  itself is at the level 0, and the  $r$  matrices referred to above are at the level  $m$ . Thus we have  $m+1$  levels in total. Let  $p' = 2^m$  be the number of submatrices at the lowest level, and  $p$  the number of processors; we will assume that  $p = 2^q$ ,  $q \leq m$ . The cost of finding the eigenpairs of a (Hessenberg) matrix at the lowest level (by the QR algorithm) is roughly  $18(n/p')^3$ . This figure is very approximate and assumes, among other things, that two QR steps are needed before a real or two complex conjugate eigenvalues are identified, and that the matrix has an equal number of real and complex eigenvalues [9]. Let  $s_l = n/2^l$  be the size of one matrix at the level  $l$ . Let  $k_l$  be the average number of iterations needed to get one eigenpair of a matrix at the level  $l$ .  $k_l$  depends on the matrix and on its size, of course. We will make the following simplifying assumption, however:  $k_l = k$ ,  $l = 0, \dots, m$ , i.e., we assume that the average number of steps required for convergence is the same at all levels. Our experience with the algorithm suggests that this is a realistic assumption as long as the size of the submatrices remains moderate. If the number of levels is increased to the point where we are left with small submatrices (less than  $20 \times 20$ , say), then  $k_l$  becomes significantly larger as  $l$  increases (for very small matrices it can be more than 10 on the average).

The cost of computing one correction at the level  $l$  is roughly  $6s_l^2$ . Indeed, one Newton iteration involves the solution of a linear system that is upper-Hessenberg, but for possible nonzeros in the last row, the order of this linear system is  $s_l + 1$ . Therefore, two multipliers at most must be computed per column and, when updating the matrix, each of these will be used in  $2(s_l + 1 - i)$  multiplications and additions, where  $i$  is the index of the column. The factorization of the Jacobian requires  $2s_l^2$  operations in addition to  $O(s_l)$  operations (including divisions and comparisons). The forward solve is  $O(s_l)$  work and is negligible. The backsolve requires  $s_l^2$  operations and computing the residual requires another  $s_l^2$  operations. Therefore, for a real current approximation, one correction comes at the cost of  $4s_l^2$ . For a complex current eigenpair, this becomes  $16s_l^2$  since the dominant operations are a roughly equal number of multiplications and additions. Since, as we indicated in § 2, only one of a conjugate pair of complex eigenpairs must be corrected, we can assume that  $8s_l^2$  operations are required for correcting a complex eigenpair. Assuming again that the matrix has an equal number of real and complex eigenvalues, our estimate for the amount of work required for computing one correction at the level  $l$  becomes  $6s_l^2$  operations.

We shall use  $n/p$  initial guesses to start  $n/p$  Newton processes on each processor. We now have the following work estimate on one processor, assuming that all processors share equally the cost of all the stages of the algorithm

$$W_p = \frac{10n^3}{3p} + 18 \left(\frac{p'}{p}\right) \left(\frac{n}{p'}\right)^3 + \sum_{l=0}^{m-1} 6 \left(\frac{n}{p}\right) k s_l^2 + 2 \frac{n^2}{p},$$

where  $10n^3/3p$  is the processor's contribution to the reduction of the original matrix to upper-Hessenberg form;  $18(p'/p')(n/p')^3$  is the cost of applying the QR algorithm to  $p'/p$  matrices of size  $n/p'$ ;  $\sum_{l=0}^{m-1} 6(n/p)ks_l^2$  is the cost of solving  $k$  linear systems with matrices of size  $s_l$ , repeating this for  $n/p$  initial guesses and for  $l=0, \dots, m-1$ ;  $2n^3/p$  is the processor's contribution to the computation of the eigenvectors of the original dense matrix  $A$  once those of  $H$  have been computed. The expression for the work can be rewritten as

$$W_p = \frac{n^3}{p} \left( \frac{16}{3} + \frac{18}{p'^2} + \frac{24k}{3} \left( 1 - \left( \frac{1}{4} \right)^m \right) \right).$$

But  $p' = 2^m$  and therefore  $p'^2 = 4^m$ , and hence

$$(13) \quad W_p = \frac{n^3}{p} \left( \frac{16}{3} + 8k + (18-8k) \frac{1}{4^m} \right),$$

where for ease of reference we redefine the various parameters:  $n$  is the order of the matrix,  $p$  is the number of processors,  $k$  is the average number of Newton iterations needed before an eigenpair is accepted, and  $m$  is the number of zeros introduced on the subdiagonal.

The cost of getting the eigenvalues and eigenvectors by the QR algorithm is  $15n^3$  [9]. A reasonable value for  $k$  is 3; however, there are cases when  $k$  is 2 or less. There are also cases where  $k$  is larger than 3, mostly with matrices of small order or defective matrices.

It is easy to verify that for  $k=2$  and for  $m=1$  (one split) the model for the cost of the algorithm predicts that a sequential implementation of our algorithm is faster than EISPACK's Real General (RG). Our model predicts that a sequential implementation of our algorithm is slower than RG for problems where  $k$  equals or exceeds 2 (see Fig. 2). Here are some sample values of  $W_p$ , assuming that  $k=3$  and  $p=p'=2^m$ , which means that the original problem is subdivided into a number of problems equal to the number of available processors.

$$p = 128 \rightarrow W_p = 0.2291n^3; \quad p = 1024 \rightarrow W_p = 0.0286n^3.$$

Here we have assumed that the problem is large enough to allow the efficient use of that many processors. Note that the ratio of the work estimate from our model to the

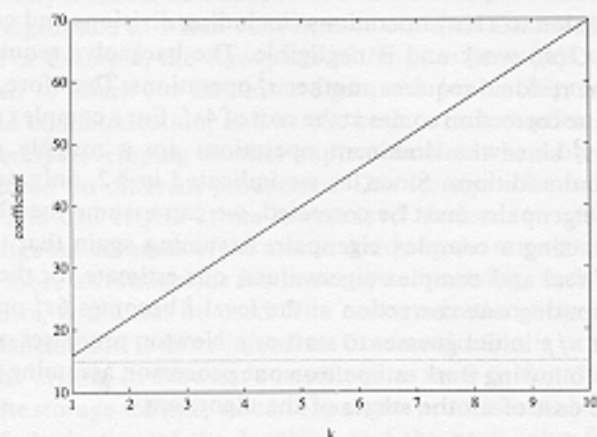


FIG. 2. Variation of the coefficient of  $n^3$  in work estimate model in terms of the number of steps  $k$ , with  $m=1$  and  $p=1$  (see expression for work).

work estimate of QR is independent of  $n$ . This is due to the simplifying assumption on  $k$  made at the beginning of this section. That assumption has in effect "hidden" the dependency on  $n$  of the coefficient of  $n^3$  in our model. Figures 2, 3, 4, and 5 show plots of the work estimate for various values of the parameters involved.

We note, finally, that the cost of our algorithm will increase when the matrix or the subproblems obtained in the divide process are ill conditioned (see § 4 and [12]). Furthermore, repeated deflations will also contribute to an increase in the cost.

**8. Numerical results and performance.** In this section we present the results of the implementation of the algorithm on a number of machines. The serial version of the code is available through NETLIB where it is called "nonsymdc."

The same algorithm has been run on the IBM RS/6000-550, the Alliant FX/8, the Intel iPSC/2, and the Intel iPSC/860. We compared our results to those of HQR2 from the EISPACK collection. We have used randomly generated upper-Hessenberg matrices in these tests, with entries uniformly distributed between  $-1$  and  $1$ ; deflation

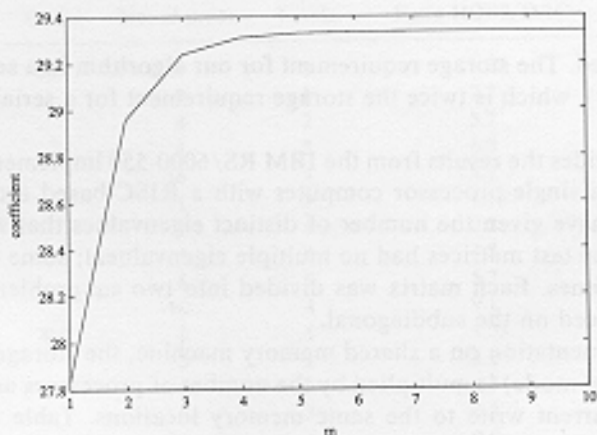


FIG. 3. Variation of the coefficient of  $n^3$  in work estimate model in terms of the number of splits  $m$ , with  $k = 3$  and  $p = 1$  (see expression for work).

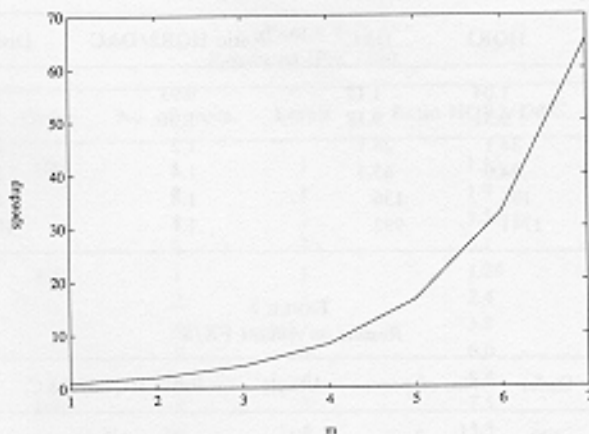


FIG. 4. Predicted speedup over QR in terms of number of splits  $m$ , with  $p = 2^m$  and  $k = 3$  (see expression for work).

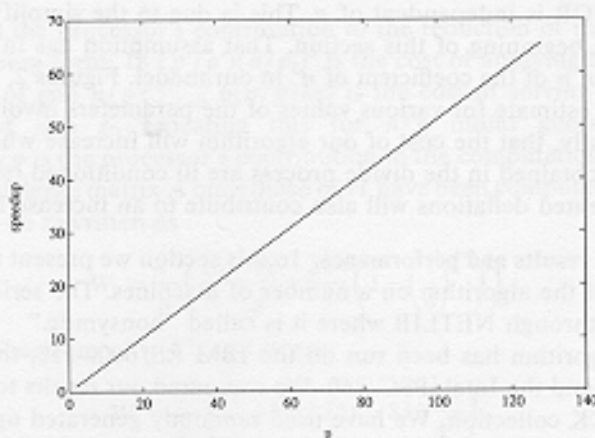


FIG. 5. Predicted speedup over QR in terms of the number of processors  $p$ , with  $m = \log_2 p$  and  $k = 3$  (see expression for work).

was not performed. The storage requirement for our algorithm in a serial implementation is  $4n^2 + O(n)$ , which is twice the storage requirement for a serial implementation of HQR [17].

Table 1 provides the results from the IBM RS/6000-550 implementation. The IBM RS/6000-550 is a single-processor computer with a RISC-based architecture. In the last column we have given the number of distinct eigenvalues that was computed by our algorithm (the test matrices had no multiple eigenvalues); some eigenvalues were found multiple times. Each matrix was divided into two subproblems, i.e., only one zero was introduced on the subdiagonal.

In an implementation on a shared memory machine, the storage allocated to the Jacobian (in serial mode) is multiplied by the number of processors used; this is meant to prevent concurrent write to the same memory locations. Table 2 provides some results from the Alliant FX/8 implementation. The Alliant FX/8 is a parallel machine with eight vector processors.

TABLE 1  
Results on IBM RS/6000-550.

Order	HQR2	D&C	Ratio HQR2/D&C	Distinct $\lambda$
100	1.04	1.12	0.93	99
200	9.31	9.18	1.01	196
300	34.1	28.1	1.2	293
400	94.0	65.3	1.4	395
500	196	136	1.4	490
1000	1741	992	1.7	1000

TABLE 2  
Results on Alliant FX/8.

Order	No. of procs.	Levels	Ratio HQR2/D&C
100	2	1	1.7
	4	2	2.4
	8	3	4.0



The results on the Alliant were generally disappointing. The storage scheme for the Jacobian that we used on that machine seems to have inhibited the compiler's vector optimizations. HQR2, running on a single processor, was vector optimized.

Table 3 provides some results from the Intel iPSC/2 implementation. The largest size used was dictated by the memory capacity of a single node.

Table 4 provides some results from the Intel iPSC/860 implementation. We observe here that the speedups realized by our algorithm over the QR algorithm do not remain linear for a large number of processors. This is due to the fact that our algorithm is much less efficient on small matrices, and we had to work with small matrices when the number of processors became large. For example, with a matrix of order 600 and using 64 processors, matrices of average size 20 had to be solved on each node at level 5.

TABLE 3  
Results on iPSC/2.

Order	No. of procs.	Levels	Ratio HQR2/D&C
100	1	1	1.22
	2	1	2.2
	4	2	3.7
	8	3	6.0
	16	4	8.2
200	1	1	1.16
	2	1	2.2
	4	2	3.5
	8	3	5.2
	16	4	9.1
300	1	1	1.25
	2	1	2.2
	4	2	3.2
	8	3	6.3
	16	4	9.8
	64	6	21.3

TABLE 4  
Results on iPSC/860.

Order	No. of procs.	Levels	Ratio HQR2/D&C
100	1	1	1.15
	2	1	1.9
	4	2	3.3
	8	3	5.1
400	1	1	1.24
	2	1	2.4
	4	2	3.2
	8	3	6.0
	16	4	8.4
600	8	3	7.5
	16	4	13.5
	32	5	23
	64	6	32

**9. The generalized eigenvalue problem.** We show here how the ideas behind our algorithm can be used to solve the generalized eigenvalue problem.

**9.1. Basic algorithm.** Given an upper-Hessenberg matrix  $H$  and an upper-triangular matrix  $U$ ,

$$H = \left( \begin{array}{c|c} H_{11} & H_{12} \\ \hline 0 & H_{22} \end{array} \right), \quad U = \left( \begin{array}{c|c} U_{11} & U_{12} \\ \hline 0 & U_{22} \end{array} \right),$$

we want to solve the generalized eigenvalue problem

$$(14) \quad Hx = \lambda Ux.$$

Without loss of generality, we can assume  $H$  to be unreduced and  $U$  to be nonsingular since otherwise the problem reduces to a smaller problem. Then our algorithm generalizes easily. Indeed, set

$$H_0 = H - \alpha e_{k+1} e_k^T,$$

and consider solutions of (or approximations of)

$$(15) \quad H_0 x = \lambda Ux,$$

as initial approximations to the sought eigenpairs. More precisely, solving (15) reduces to solving

$$H_{11}x = \lambda U_{11}x \quad \text{and} \quad H_{22}x = \lambda U_{22}x.$$

Let us denote these solutions by  $(\tilde{x}_1, \lambda_1), \dots, (\tilde{x}_n, \lambda_n)$  (we have  $n$  solutions because of our assumption that  $U$  is nonsingular). These can be used to construct initial approximations  $(x_1, \lambda_1), \dots, (x_n, \lambda_n)$  to the eigenpairs of the original generalized eigenproblem in much the same way we did in the case  $U = I$ . More precisely, we take

$$(x_i, \lambda_i) = \left( \begin{array}{c} \tilde{x}_i \\ 0 \end{array} \right), \lambda_i$$

if  $\lambda_i \in \sigma(H_{11}, U_{11})$ , and

$$(x_i, \lambda_i) = \left( \begin{array}{c} 0 \\ \tilde{x}_i \end{array} \right), \lambda_i$$

if  $\lambda_i \in \sigma(H_{22}, U_{22})$  (appropriate number of zeros in each case).

Finally, solving the generalized eigenvalue problem (14) above is the same as solving the problem

$$Hx - \lambda Ux = 0, \quad L(x) = 1,$$

where  $L(x)$  is a scalar equation, which we take to be a normalizing condition:  $e_i^T x = 1$ . Then for each initial eigenpair  $(x_i, \lambda_i)$ , successive corrections can be computed via

$$\begin{pmatrix} H - \lambda_i U & -Ux_i \\ e_i^T & 0 \end{pmatrix} \begin{pmatrix} y \\ \mu \end{pmatrix} = \begin{pmatrix} r_i \\ 0 \end{pmatrix}, \quad \lambda_i \leftarrow \lambda_i + \mu; \quad x_i \leftarrow x_i + y,$$

where

$$r_i = \lambda_i Ux_i - Hx_i.$$

A possible stopping criterion for this scheme is the condition

$$\frac{\|Hx_i - \lambda_i Ux_i\|}{\|x_i\|} \leq f(n) \|H\| \|U\| \epsilon,$$

where  $f(n)$  is a modest function of  $n$ . It is easy to see that starting from two complex conjugate initial guesses the algorithm will compute complex conjugate corrections, therefore allowing savings similar to those in the case  $U = I$ .

**9.2. Deflation in the generalized case.** The method of deflation presented in § 3.1 generalizes to this case in the following manner. Let  $Hx = \lambda Ux$  (of course, in practice, we only have an approximate eigenpair). Then it is true that if  $w = Ux$  then  $w_n \neq 0$ . Indeed, if  $w_n = 0$ , then it can be shown that  $w$  is zero using the fact that  $H$  is unreduced.  $U$  being nonsingular implies that  $x$  is zero, which is not true.

Let

$$\begin{pmatrix} -v \\ 1 \end{pmatrix} = w/w_n$$

and

$$u = \begin{pmatrix} v \\ 1 \end{pmatrix}.$$

We know that  $\sigma(H, U)$  is the same as  $\sigma(NHM, NUM)$  for any nonsingular  $M$  and  $N$ . For our purposes, we take

$$M = [e_1, \dots, e_{n-1}, x]$$

and

$$N = [e_1, \dots, e_{n-1}, u].$$

Then it is easy to verify that we have

$$(16) \quad NHM = \begin{pmatrix} H' & 0 \\ 0 & \alpha \end{pmatrix} \begin{array}{c} | \\ \gamma \end{array}, \quad NUM = \begin{pmatrix} U' & 0 \\ 0 & \delta \end{pmatrix},$$

where  $H'$  is upper-Hessenberg,  $U'$  is upper-triangular, and

$$(17) \quad \gamma/\delta = \lambda.$$

In fact, in this particular case we have  $\gamma = \lambda$  and  $\delta = 1$ . Clearly,

$$\sigma(H', U') = \sigma(H, U) - \{\lambda\}.$$

Therefore, having "removed"  $\lambda$  from the spectrum we can get further eigenpairs. We note that, just as in the case  $U = I$ ,  $H'$  and  $U'$  are very cheap to obtain once  $N$  has been determined. Indeed,  $H'$  differs from the  $(n-1) \times (n-1)$  principal submatrix of  $H$  in the last column only, whereas  $U'$  is the  $(n-1) \times (n-1)$  principal submatrix of  $U$ . The computation of  $N$  requires a matrix-vector multiply.

It is also easy to verify that deflating two consecutive complex conjugate eigenpairs results in real  $H'$  and  $U'$ .

The condition number of  $N$  might raise concern. We have

$$\text{cond}_\infty(N) = \max(|w_i|)^2.$$

It is therefore easy to detect an ill-conditioned  $N$ . We propose to handle this situation in the generalized case in the following manner. Let  $D$  be a diagonal matrix with its diagonal elements  $d_i$  defined by

$$d_i = 1, \quad \text{if } \frac{|w_i|}{|w_n|} \leq 1,$$

$$d_i = -\frac{w_n}{w_i} \quad \text{if } \frac{|w_i|}{|w_n|} > 1.$$

Then, clearly,

$$\sigma(DNHM, DNUM) = \sigma(H, U),$$

since  $D$  is nonsingular. The multiplication by  $D$  cancels all the large entries in the last column of  $N$ . It is easy to see that (16) and (17) are satisfied when the premultiplication is done with  $DN$  instead of  $N$ . The disadvantage of having to premultiply by  $D$  is that after the deflation of two complex conjugate eigenpairs, the resulting  $H'$  and  $U'$  might still be complex.

#### REFERENCES

- [1] L. ADAMS AND P. ARBENZ, *Towards a divide and conquer algorithm for the real nonsymmetric eigenvalue problem*, Tech. Rep. 165, Departement Informatik, ETH Zurich, Switzerland, September 1991.
- [2] J. R. BUNCH, C. P. NIELSEN, AND D. C. SORENSEN, *Rank-one modification of the symmetric eigenproblem*, Numer. Math., 31 (1978), pp. 31-48.
- [3] P. A. BUSINGER, *Numerically stable deflation of Hessenberg and symmetric tridiagonal matrices*, BIT, 11 (1971), pp. 262-270.
- [4] J. CUPPEN, *A divide and conquer method for the symmetric tridiagonal eigenproblem*, Numer. Math., 36 (1981), pp. 177-195.
- [5] J. DONGARRA, *Improving the accuracy of computed matrix eigenvalues*, Tech. Rep. ANL-80-84, Argonne National Lab., Argonne, IL, August 1980.
- [6] J. DONGARRA, C. MOLER, AND J. WILKINSON, *Improving the accuracy of computed eigenvalues and eigenvectors*, SIAM J. Numer. Anal., 20 (1982), pp. 23-45.
- [7] J. DONGARRA AND D. SORENSEN, *A fully parallel algorithm for the symmetric eigenvalue problem*, SIAM J. Sci. Statist. Comput., 8 (1987), pp. S139-S154.
- [8] J. DONGARRA, D. SORENSEN, K. CONNOLLY, AND J. PATTERSON, *Programming methodology and performance issues for advanced computer architectures*, Parallel Comput., 8 (1988), pp. 41-58.
- [9] G. GOLUB AND C. VAN LOAN, *Matrix Computations*, 2nd ed., The Johns Hopkins University Press, Baltimore, MD, 1989.
- [10] G. GOLUB AND J. H. WILKINSON, *Ill-conditioned eigensystems and the computation of the Jordan canonical form*, SIAM Rev., 18 (1976), pp. 578-619.
- [11] G. H. GOLUB, *Some modified matrix eigenvalue problems*, SIAM Rev., 15 (1973), pp. 318-334.
- [12] L. E. JESSUP, *A case against a divide and conquer approach for the nonsymmetric eigenvalue problem*, Tech. Rep. ORNL/TM-11903, Oak Ridge National Lab., Oak Ridge, TN, 1991.
- [13] K. KNOPP, *Theory of Functions*, Dover Publications, New York, 1945.
- [14] T. Y. LI, Z. ZENG, AND L. CONG, *Homotopy-determinant algorithm for solving nonsymmetric eigenvalue problems*, Math. Comp., to appear.
- [15] ———, *Solving eigenvalue problems of real nonsymmetric matrices with real homotopies*, SIAM J. Numer. Anal., 29 (1990), pp. 229-248.
- [16] G. PETERS AND J. H. WILKINSON, *Inverse iteration, ill-conditioned equations and Newton's method*, SIAM Rev., 21 (1979), pp. 339-360.
- [17] B. T. SMITH, J. M. BOYLE, J. J. DONGARRA, B. S. GARBOW, Y. IKEBE, V. C. KLEMA, AND C. B. MOLER, *Matrix Eigensystem Routines-EISPACK Guide*, Lecture Notes in Comput. Sci., Vol. 6, Springer-Verlag, Berlin, New York, 1976.
- [18] J. WILKINSON AND C. REINSCH, *Handbook for Automatic Computation: Volume II—Linear Algebra*, Springer-Verlag, Berlin, New York, 1971.
- [19] J. H. WILKINSON, *The Algebraic Eigenvalue Problem*, Oxford University Press, London, 1965.